

How to form/use your on gallery booklet

- Only print pages 2 and 3 of this document.
- You should print these single-sided.
- Fold along the dotted lines
- Place the folded page 3 inside page 2
- Staple sheets into place along the spine of the pages.
- Bring pencils with you to complete the activities.

That could be a weapon



That is a replica



That would have been part of a mosaic



That would have been used for sewing



That looks very heavy



Find something

FOLD 1

Can you come up with your own challenge?



FOLD 2

Names of Team members:

Team Name:

- Choose different objects for each challenge
- Work with your team and discuss your decisions
- Write or draw what you have found

How to be a good detective:

Follow your curiosity and explore our galleries to discover amazing objects. Use your observation and questioning skills to learn about ancient life in the Nene Valley.

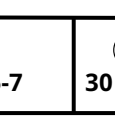
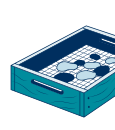
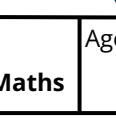
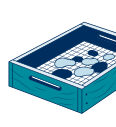


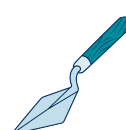
Your challenge: How many tasks you can complete in 30 minutes?



THE
CHESTER
HOUSE
ESTATE

Learning &
Community
Department

Digging Detectives



Topics

History and Maths

Age

5-7

30 mins

Skills used

Making Observations

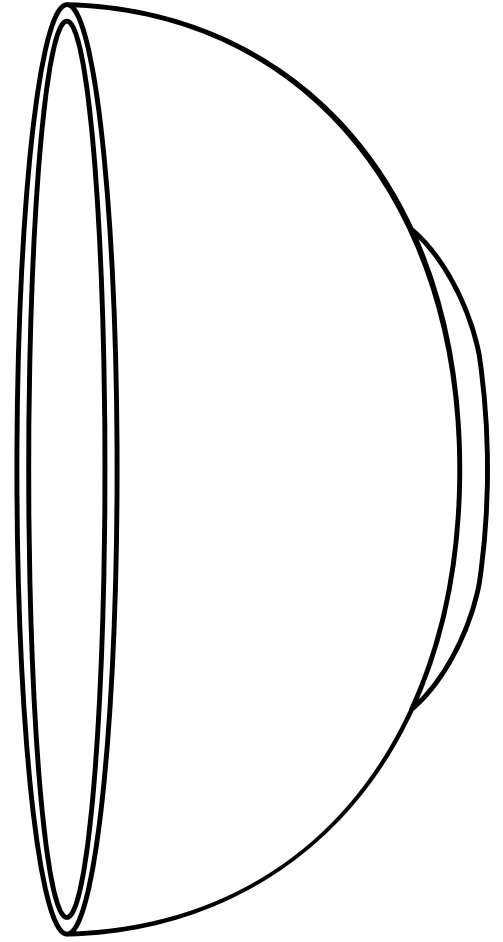
Communication

				Actual smell
				My guess
Smell 4	Smell 3	Smell 2	Smell 1	



Can you work out what each of the smells are?

Design your own samian ware bowl



FOLD 1

Find something

With a picture on it



That looks very old



That you might find in your house



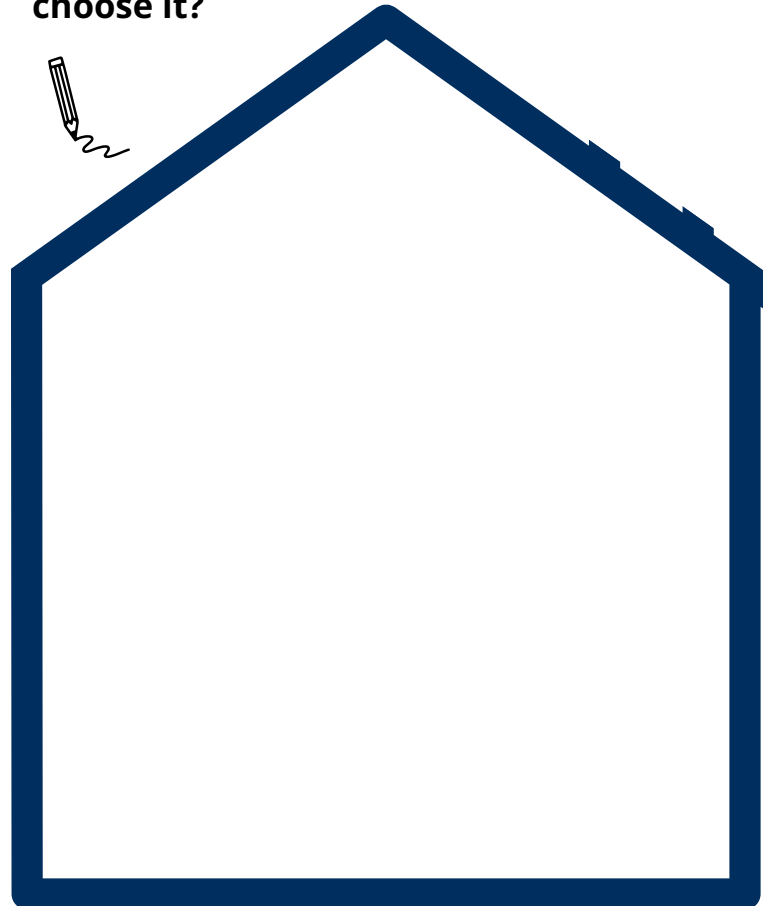
With numbers on it



That has a pattern on it



Think of something you own that you would put in the museum. Why did you choose it?



FOLD 2